

Moduli adatti all'interfacciamento con PLC NAIS MATSUSHITA:

Modules suitable for connection with NAIS MATSUSHITA PLC:

AFP33027 (32+32 input)

AFP33017 (32+32 input)

AFP33587 (32+32 output)

Moduli 32 output a relè elettromeccanici

32 output electromechanical relay modules

Moduli passivi 32 input con o senza led di segnalazione per ciascun canale

32 input passive modules with or without signalling led for each channel

Connessioni all'ingresso: connettore FK40 (moduli 32 output)

connettore FK40 (moduli 32 input)

Input connections: FK40 connector (32 output modules)

FK40 connector (32 input modules)

Connessioni in uscita: morsettiere a vite o a molla per conduttori diam. max 2,5mm²


Output connections: screw or spring terminal boxes for leads max diam. 2,5mm²

Le interfacce Eurotek sono state ideate per portare l'alimentazione (24Vcc) ai moduli PLC mediante i cavi di collegamento

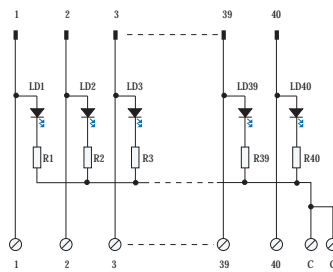
Eurotek's interfaces can provide supply (24Vdc) to PLC's modules by using connection cables

Per il collegamento dei cavi e delle interfacce ai moduli PLC vedere gli esempi di PG. 32

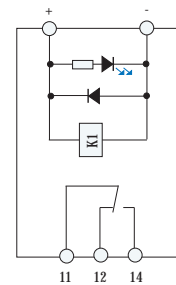
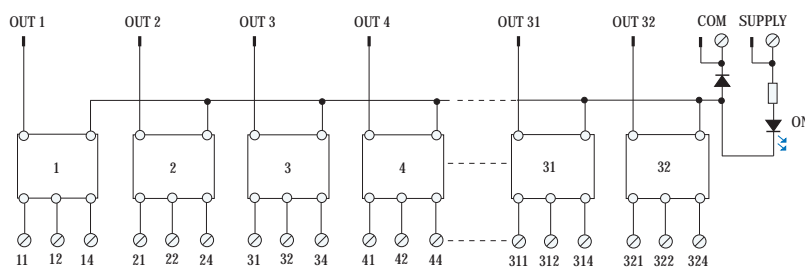
Please see page 32 for cables and interfaces connections to PLC's modules



SCHEMA ELETTRICO MODULI PASSIVI STANDARD
 STANDARD PASSIVE MODULES WIRING DIAGRAMS



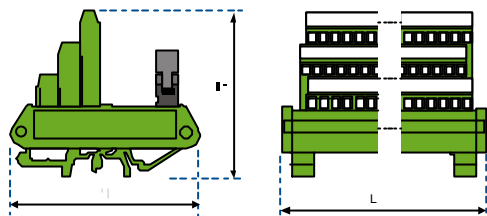
SCHEMA A BLOCCHI MODULO 32 USCITE
 32 OUTPUT MODULE BLOCK DIAGRAMS



COME ORDINARE - HOW TO ORDER

Sigla / Part Number	Codice / Code	Descrizione / Description
ET-MP/FK40/SMD	2187	Modulo passivo 32 input - 32 input passive module
ET-MP/FK40/SMD/L	2167	Modulo passivo 32 input con LED - 32 input passive module with LED
ET-MP/FK40/SMD/M	2237	Modulo passivo 32 input con morsetti a molla - 32 input passive module with spring terminal boxes
ET-MP/FK40/SMD/L/M	2234	Modulo passivo 32 input con morsetti a molla e LED - 32 input passive module with spring terminal boxes and LED
ET/MRZ32/FK40/NT/N	0676	Modulo 32 relè d'uscita, ingresso da connettore FK40 - 32 relay output module input from FK40 connector
ET/FK40/PT/...MT	9558	Cavo piatto tondo pin to pin 32 I/O - 32 I/O pin to pin round ribbon cable

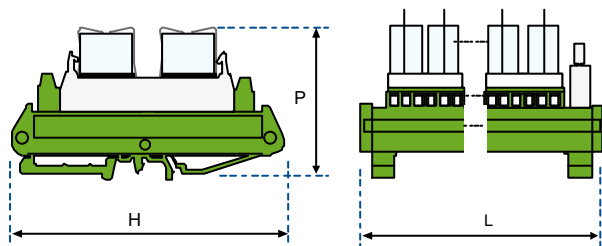
Moduli 32 ingressi / 32 input interface modules



DIMENSIONI / DIMENSIONS (mm)

		L / W	H	P / D
ET-MP/FK40/SMD	2187	79	92	78
ET-MP/FK40/SMD/L	2167	79	92	78
ET-MP/FK40/SMD/M	2237	79	92	78
ET-MP/FK40/SMD/L/M	2254	79	92	78

Moduli 32 uscite zoccolati / 32 socketed relay modules



DIMENSIONI / DIMENSIONS (mm)

		L / W	H	P / D
ET-MRZ32/FK40/NT/N	0676	286	125	74